


What is Mylar?

Mylar is a polyester film that is traditionally used for many different applications including hydroponics, food packaging and gift wrapping. The stunning iridescent and opalescent quality of Mylar makes it an exciting material for the tool kit of any mixed media artist, quilter or embroiderer!

If an embroidery design has been digitized for use with Mylar, the addition of a layer of Mylar under the embroidery will make it "sparkle" almost as if it had been sewn with metallic thread, but without any of the headaches!

Opal and Coloured Opal Mylar is washable. However, the solid and metallic colours are NOT washable, nevertheless they still have many exciting applications!



ABOVE: "EASTER" MYLAR


RIGHT: "CHRISTMAS" MYLAR

"Coloured" Mylar

Azalea	Black	Blue Turquoise	Blue
Burgandy	Cranberry	Fuschia	Green
Lime Green	Orange	Pink	Purple
Red	Satin Green	Satin Orchid	Satin Peach
Teal	Turquoise		

Mylar "Packs"

Packs of Mylar are available in an assortment of harmonious colours that have been carefully selected from the superb range of Mylar Colours. View our website for more details.



www.powertex.com.au

T: 08) 9527 2796 M: 0467 544 533

MYLAR

FOR EMBROIDERY
& MIXED MEDIA



Adds "Sparkle" to Embroidery & Mixed Media Projects

Powertex Australia


www.powertex.com.au

T: (08) 9527 2796 M: 0467 544 533


Opal Mylar



OPAL MYLAR OVER WHITE



OPAL MYLAR OVER BLACK



“METALLIC” MYLAR COLOURS

MYLAR

Great For Embroidery, Quilting & Mixed Media Projects...

MYLAR EMBROIDERY DESIGNS

Have you seen ads for “Mylar” embroidery designs?

They are becoming quite popular because they add “sparkle” to your embroidery with almost no effort and they use a technique that can be done on any size embroidery machine. In order to see the “sparkle” in a Mylar design the rows in the design have to be a little farther apart than a traditional filled design. Therefore, Mylar designs use less thread, sew out much more quickly and they’re not expensive!

Opal Mylar is translucent so it reflects back the color of the thread that is used. This means that you can use one piece under an entire design.

It is recommended that you sew out the entire design before you trim the excess Mylar. This way, there is no risk of tearing the underlying layer of Mylar in the design. To remove the excess, just tear it gently back from the sewing line. If there are tiny remnants left, you can remove those easily with tweezers.

If you experiment with Mylar be aware that if there is a large open space in your stitching, the Mylar could tear and come off. Mylar designs rely on open but fairly consistent stitching across the surface of the design to hold everything in place.

Coloured Opal



COLOURED OPAL MYLAR OVER WHITE



COLOURED OPAL MYLAR OVER BLACK